



# October Commission Presentation

## *Director's Report*

Rebecca Hupp  
Boise Airport Director

OCTOBER 5, 2017

# Airport Operations Update

- **September 26** – Council approved new Airport Security Services Contract, new vendor Allied Universal, to start after October 1, 2017



# September Runway Closures

- **Sept. 1: 10L/28R, 8:00 A.M. – 8:30 A.M.**  
Preventative Maintenance Work
- **Sept. 6: 10L/28R, 8:00 A.M. – 4:00 P.M.**  
Painting and Preventative Maintenance Work
- **Sept. 7: 10L/28R, 8:00 A.M. – 4:00 P.M.**  
Painting and Preventative Maintenance Work
- **Sept. 11: 10L/28R, 10:00 A.M. – 2:00 P.M.**  
Emergency Tech Ops Work
- **Sept. 15: 10L/28R, 10:00 A.M. – 2:00 P.M.**  
Tech Ops Work
- **Sept. 28: 10R/28L, 12:30 A.M. – 12:00 P.M.**  
Preventative Maintenance Work
- **Sept. 28: 10L/28R, 9:00 A.M. – 9:30 A.M.**  
Tech Ops Work



**October 13, 14, 15: Runways will be impacted by Gowen Thunder Airshow**

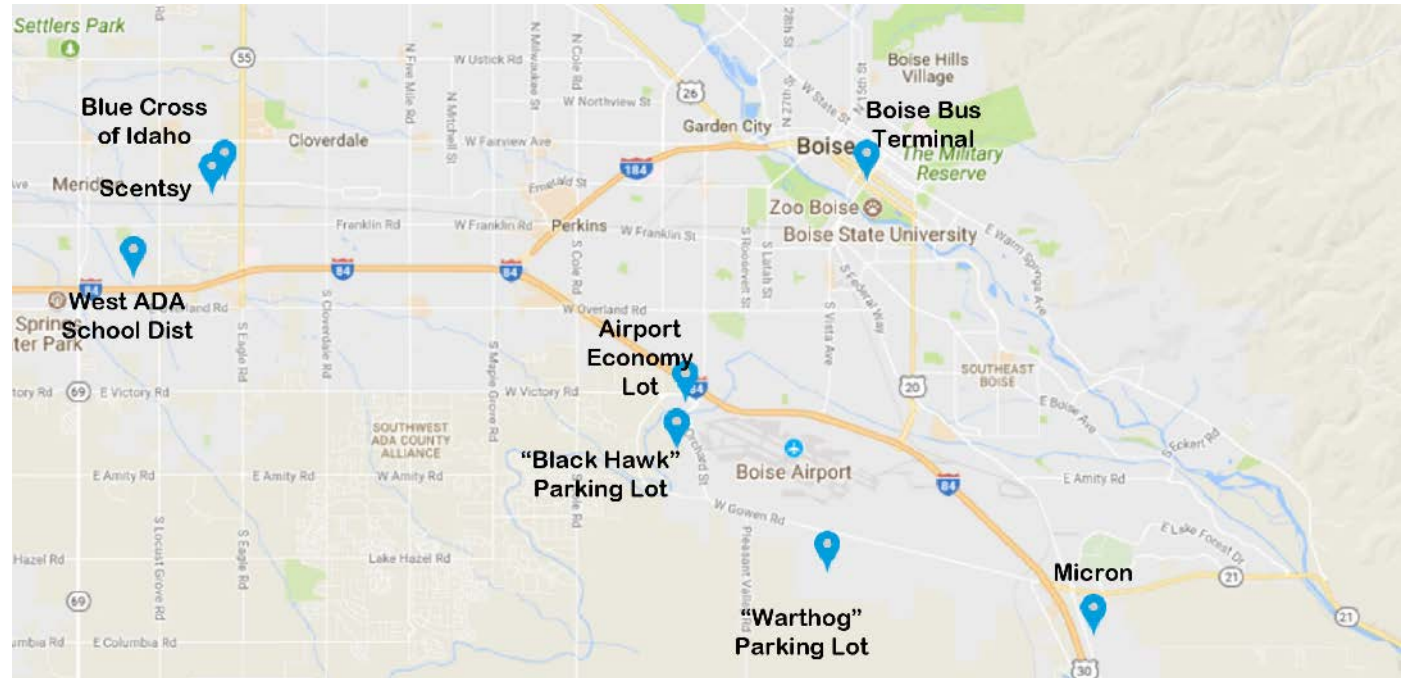
# Gowen Thunder Airfield Restrictions

- Only essential personnel are allowed in the aerobox
- Aerobox covers the majority of the airport operations area
- Restrictions are in place for safety, and required for show performance



# Gowen Thunder Parking Locations

- 8 parking locations across the Treasure Valley
- Parking is first come, first serve
- Shuttles will run continuously throughout the day



# F-35 Basing Announcement

- Announcement is expected to be made soon
- Boise will go through an Environmental Impact Assessment regardless of decision



# Gate C11 Passenger Jet Bridge

- Passenger jet bridge installed
- Project is 90% complete
- Testing the jet bridge this week
- Expected to be in service on October 9



# Taxiway A Rehab Update

- Phase 1 will be completed this Friday, October 6
- Phase 2 will repave Taxiway A, next to Taxiway M
- Expected to take 30 days





# Masterplan Update

- Masterplan is approximately 60% complete
- Upcoming meetings on October 24
  - Rental Car Stakeholder Meeting 8:30am – 11am
  - Technical Advisory Committee 1pm – 3:30pm
  - Public Open House 5:30pm – 7:30pm
- Public Open House will be advertised
- Focus will be on alternatives



# SkyWest Airlines Growing in Boise

- SkyWest will add an additional 50-130 pilots based in Boise
- Similar additional number of flight attendants expected as well
- Should take place this December



# Frontier Airlines Coming to Boise

- Nonstop service to Denver three times weekly
- Sunday, Tuesday, Thursday
  - Depart: 8:42pm
  - Arrive: 7:52pm
- Seventh airline to serve Boise
- Tickets available now



# Paradies Raising Money For Troops

- Paradies has raised over \$100,000 through August
- Money is donated by airport patrons
- Two charities split the funds
  - Operation Warm Hearts
  - Wyakin Foundation



*Paradies Lagardère*  
TRAVEL RETAIL

★ ★ ★  
TREAT OUR  
TROOPS  
★ ★ ★

# Congratulations Sarah

- Sarah Demory has accepted a new opportunity in Phoenix
- She will remain in Boise through October
- Has been instrumental in our airport's successful operations for the past six years
- There will be a farewell lunch on November 2

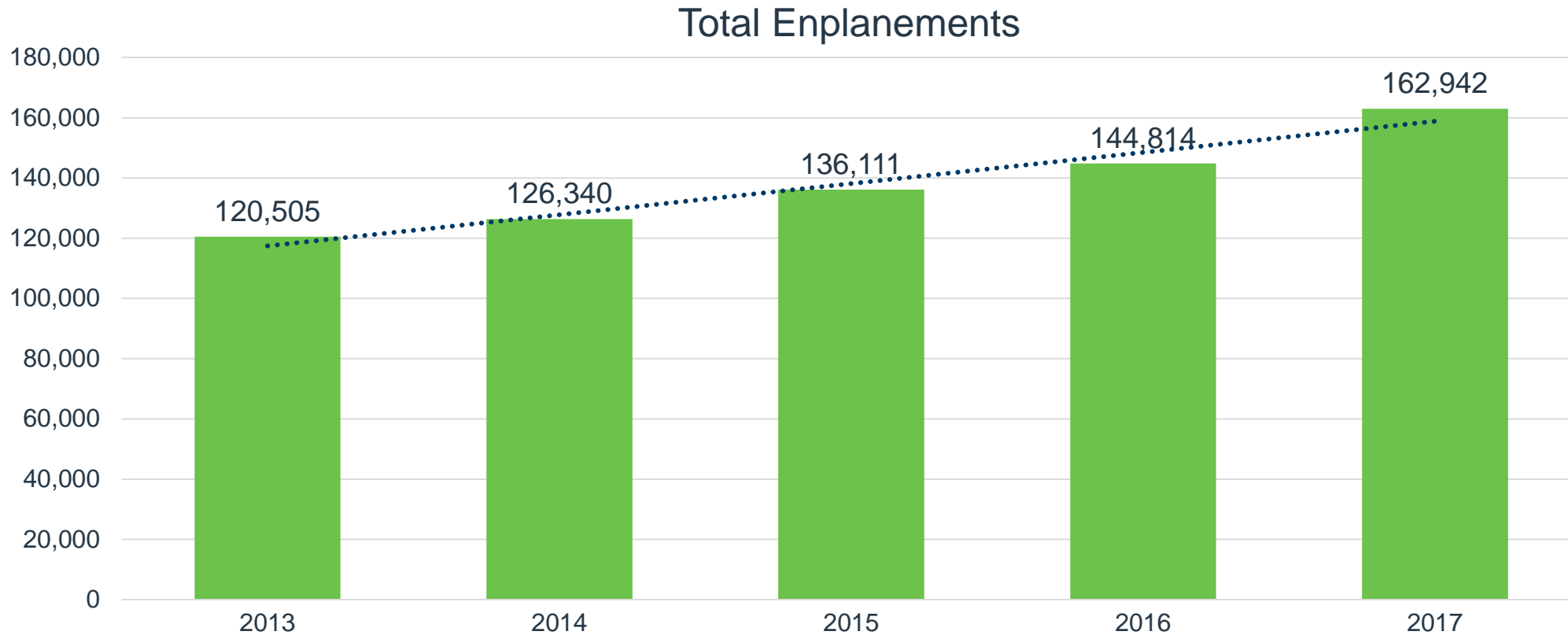


| <b>Top 10 Operating Revenue Description</b> | <b>FY 2017</b>       | <b>FY 2016</b>       | <b>\$ Change</b>    | <b>% Change</b> |
|---|----------------------|----------------------|---------------------|-----------------|
| Parking Lot                                 | \$ 9,558,103         | \$ 8,861,091         | \$ 697,012          | 8%              |
| Rental Car Concession                       | \$ 4,216,351         | \$ 3,820,616         | \$ 395,735          | 10%             |
| Terminal Rent – Airlines                    | \$ 3,341,149         | \$ 3,587,708         | \$ (246,549)        | -7%             |
| Industrial Land Rent                        | \$ 3,187,258         | \$ 3,031,041         | \$ 156,217          | 5%              |
| Signatory Airline Landing Fees              | \$ 2,843,056         | \$ 2,846,758         | \$ (3,702)          | 0%              |
| Terminal Concession – Food/Beverage         | \$ 986,192           | \$ 888,659           | \$ 97,533           | 11%             |
| Terminal Concession – Retail                | \$ 857,084           | \$ 719,270           | \$ 137,814          | 19%             |
| Landings/Freight                            | \$ 664,788           | \$ 633,935           | \$ 30,853           | 5%              |
| Terminal Rent – Non airline                 | \$ 447,493           | \$ 457,354           | \$ (9,861)          | -2%             |
| Advertising                                 | \$ 390,699           | \$ 320,332           | \$ 70,367           | 22%             |
| <b>Total Top 10 Operating Revenue</b>       | <b>\$ 26,492,183</b> | <b>\$ 25,166,764</b> | <b>\$ 1,325,419</b> |                 |
| Other Operating Revenue                     | \$ 2,502,549         | \$ 2,485,980         | \$ 16,569           | 1%              |
| <b>Total Operating Revenue</b>              | <b>\$ 28,994,732</b> | <b>\$ 27,652,744</b> | <b>\$ 1,341,988</b> | <b>5%</b>       |

| <b>Top 10 Operating Expenses Description</b> | <b>FY 2017</b>       | <b>FY 2016</b>       | <b>\$ Change</b>    | <b>% Change</b> |
|--|----------------------|----------------------|---------------------|-----------------|
| Personnel                                    | \$ 6,515,603         | \$ 6,164,962         | \$ 350,641          | 6%              |
| Fire Service                                 | \$ 2,322,054         | \$ 2,236,623         | \$ 85,431           | 4%              |
| Policing Service                             | \$ 2,315,584         | \$ 2,183,957         | \$ 131,627          | 6%              |
| Indirect Cost Reimbursement                  | \$ 1,175,688         | \$ 945,647           | \$ 230,041          | 24%             |
| Parking Management                           | \$ 1,031,930         | \$ 775,142           | \$ 256,788          | 33%             |
| Chemicals                                    | \$ 793,511           | \$ 702,810           | \$ 90,701           | 13%             |
| Power  | \$ 715,012           | \$ 702,270           | \$ 12,742           | 2%              |
| Management/Strategic Planning                | \$ 693,020           | \$ 12,573            | \$ 680,447          | 5412%           |
| R/M – Structural/Electrical/Plumbing         | \$ 587,194           | \$ 629,114           | \$ (41,920)         | -7%             |
| R/M – Terminal                               | \$ 435,921           | \$ 221,400           | \$ 214,521          | 97%             |
| <b>Total Top 10 Operating Expenses</b>       | <b>\$ 16,585,517</b> | <b>\$ 14,574,497</b> | <b>\$</b>           |                 |
| Other Operating Expense                      | \$ 3,173,589         | \$ 2,948,456         | \$ 225,133          | 8%              |
| <b>Total Operating Expense</b>               | <b>\$ 19,759,106</b> | <b>\$ 17,522,953</b> | <b>\$ 2,236,153</b> | <b>13%</b>      |

# August Enplanements

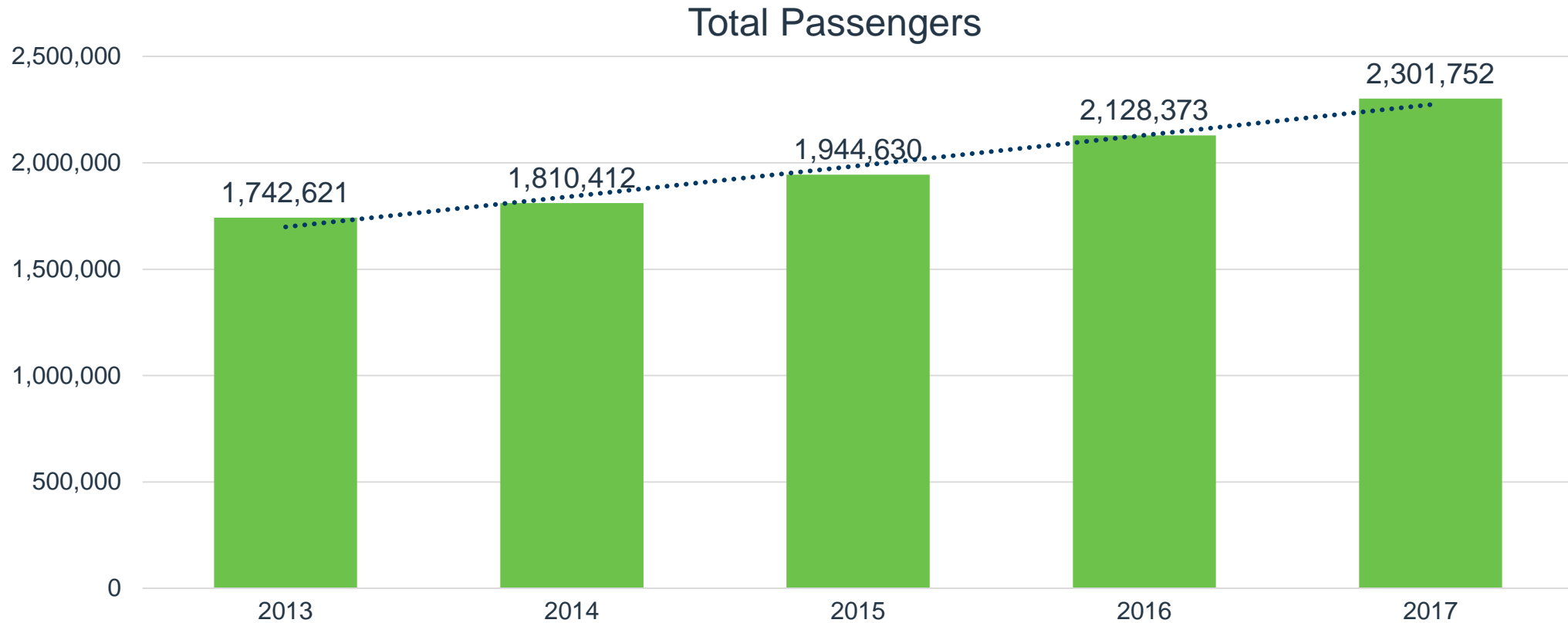
*Up 13% August 2017 over August 2016*





# 2017 Total Passengers

Up 8% YTD, record number of passengers through August (2007: 2,259,912)



# Upcoming Events

| Date                | Event                                    |
|---------------------|--|
| October 6, 2017     | Allegiant begins service to AZA          |
| October 9-13, 2017  | TSA Pre✓™ Enrollment at Boise Airport    |
| October 14-15, 2017 | Gowen Thunder Open House & Airshow       |
| October 18, 2017    | Boise Metro Chamber of Commerce Gala     |
| November 1, 2017    | Mayor Bieter's State of the City Address |
| November 2, 2017    | Next commission meeting                  |