



# February Commission Presentation

## *Director's Report*

Rebecca Hupp A.A.E.  
Boise Airport Director

FEBRUARY 1, 2018


# Welcome Alex Everman

- Alex is the new Deputy Director of Operations
- Comes from Vail, Colorado where he served as the Deputy Director of Aviation
- Alex has over 13 years of experience from five different airports



# Airport Operations Update

- January brought a few SMGCS days, no other significant winter weather events
- **Coming Up...**  
2018 Annual FAA Certification Inspection, February 5-8, 2018



# December Runway Closures

- **Jan. 10: 10R/28L, 9:00 a.m. – Noon**  
**Jan. 10: 10L/28R, 1:00 p.m. – 3:00 p.m.**  
Airfield and Tech Ops maintenance
- **Jan. 17: 10R/28L, 9:00 a.m. – 11:00 a.m.**  
FAA Tech Ops approach lighting maintenance
- **Jan. 22: 10L/28R, 1:30 p.m. – 3:30 p.m.**  
Lighting maintenance

*No scheduled runway closures in February*

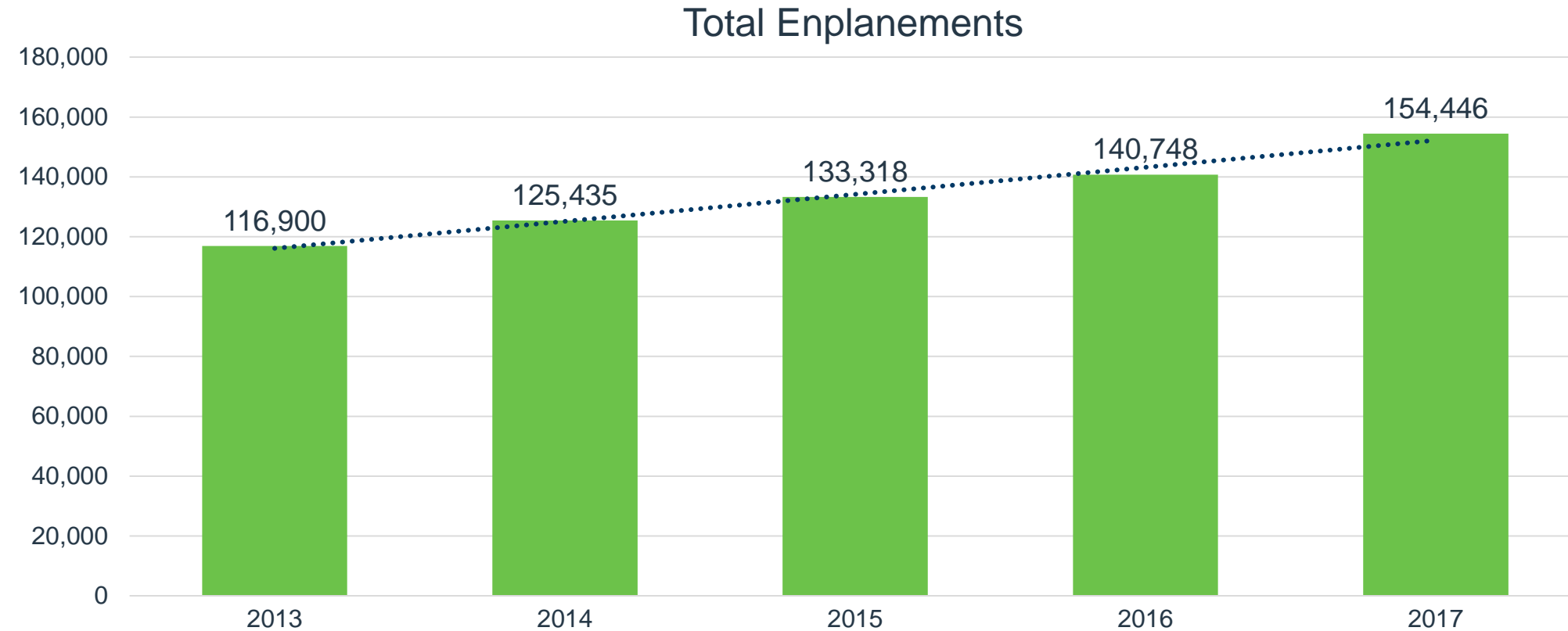


<b>Top 10 Operating Revenue Description</b>	<b>FY 2018</b>	<b>FY 2017</b>	<b>\$ Change</b>	<b>% Change</b>
Parking Lot	\$ 2,764,739	\$ 2,571,419	\$ 193,320	8%
Rental Car Concession	\$ 1,151,525	\$ 1,155,763	\$ (4,238)	0%
Industrial Land Rent	\$ 900,226	\$ 852,243	\$ 47,983	6%
Terminal Rent – Airlines	\$ 877,438	\$ 925,426	\$ (47,988)	-5%
Signatory Airline Landing Fees	\$ 729,405	\$ 781,091	\$ (51,686)	-7%
Terminal Concession – Food/Beverage	\$ 294,261	\$ 261,805	\$ 32,456	12%
Terminal Concession – Retail	\$ 246,672	\$ 228,932	\$ 17,740	8%
Landings/Freight	\$ 140,796	\$ 181,620	\$ (40,824)	-22%
Terminal Rent – Non airline	\$ 139,913	\$ 124,002	\$ 15,911	13%
Advertising	\$ 131,653	\$ 115,937	\$ 15,716	14%
<b>Total Top 10 Operating Revenue</b>	<b>\$ 7,376,628</b>	<b>\$ 7,198,238</b>	<b>\$ 178,390</b>	<b>--</b>
Other Operating Revenue	\$ 668,427	\$ 664,334	\$ 4,093	--
<b>Total Operating Revenue</b>	<b>\$ 8,045,055</b>	<b>\$ 7,862,572</b>	<b>\$ 182,483</b>	<b>2%</b>

<b>Top 10 Operating Expenses Description</b>	<b>FY 2018</b>	<b>FY 2017</b>	<b>\$ Change</b>	<b>% Change</b>
Personnel	\$ 1,936,431	\$ 1,905,112	\$ 31,319	2%
Fire Service	\$ 692,743	\$ 633,288	\$ 59,455	9%
Policing Service	\$ 644,054	\$ 631,523	\$ 12,531	2%
Indirect Cost Reimbursement	\$ 355,741	\$ 354,507	\$ 1,234	0%
Chemicals	\$ 176,915	\$ 195,794	\$ (18,879)	-10%
Parking Management	\$ 166,311	\$ 320,550	\$ (154,239)	-48%
Power	\$ 157,210	\$ 73,960	\$ 83,250	113%
R/M – Structural/Electrical/Plumbing	\$ 127,963	\$ 118,982	\$ 8,981	8%
Minor Equipment	\$ 127,336	\$ 72,394	\$ 54,942	76%
R/M – Fleet Management	\$ 105,279	\$ 96,107	\$ 9,172	10%
<b>Total Top 10 Operating Expenses</b>	<b>\$ 4,489,983</b>	<b>\$ 4,402,217</b>	<b>\$ --</b>	<b>--</b>
Other Operating Expense	\$ 738,921	\$ 824,732	\$ (85,811)	-10%
<b>Total Operating Expense</b>	<b>\$ 5,228,904</b>	<b>\$ 5,226,949</b>	<b>\$ 1,955</b>	<b>0%</b>

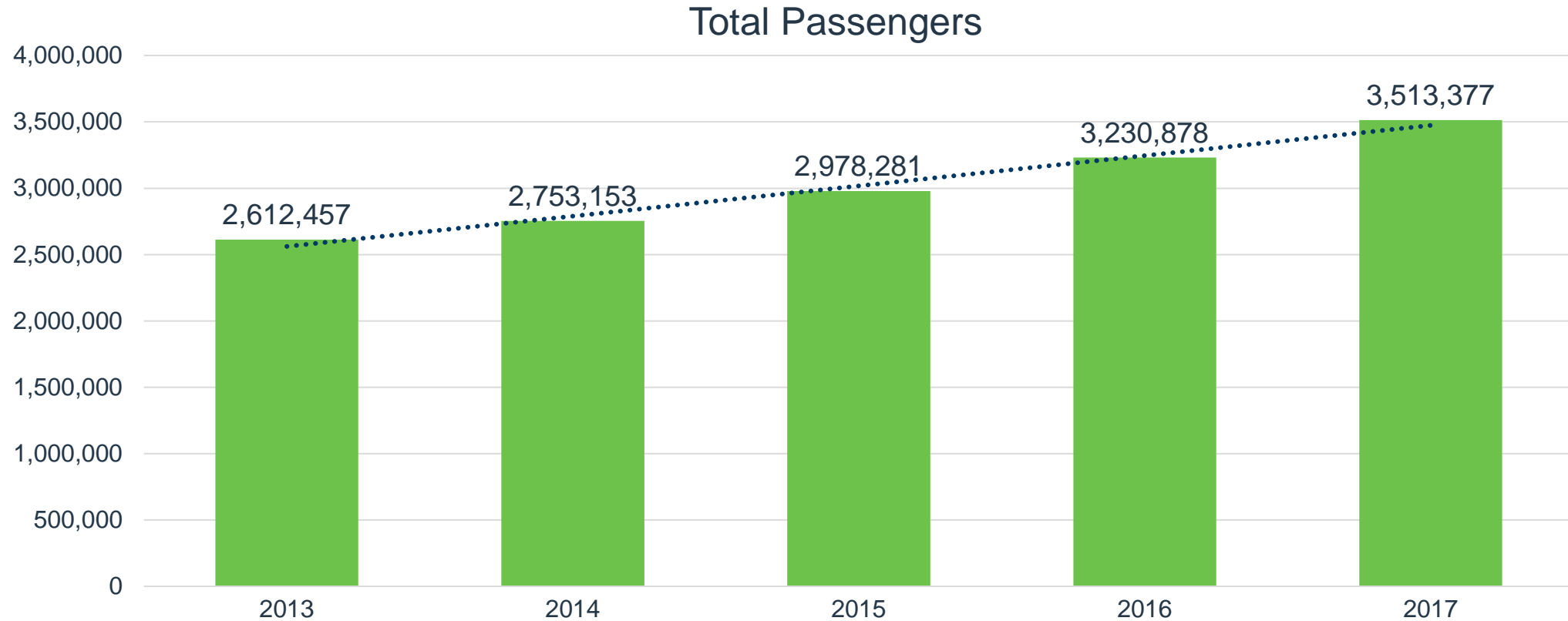
# December Enplanements

*Up 10% December 2017 over December 2016*



# 2017 Total Passengers – Record Year

Up 9% over 2016; most passengers ever in a single year (2007: 3,365,303)





# Upcoming Events

Date	Event
February 22, 2018	Airport hosts Chamber's Business After Hours Event
March 1, 2018	Next commission meeting
March 27, 2018	Frontier Airlines begins service in Boise

# Chamber Proposal



# Boise Metro Chamber of Commerce Kiosk Sponsorship

- Kiosk is in prominent location in the new chamber offices
- Partner with city departments for additional content
- 15 year sponsorship
- \$150,000 total

