



August Commission Presentation

Director's Report

Alex Everman
Boise Airport Deputy Director of Operations

AUGUST 2, 2018

July Runway Closures

- **July 16: 10L/28R, 8:30 p.m. – 10:30 p.m.**
Pavement repairs following lightning strike
- **July 17: 10L/28R, 9:30 a.m. – 10:30 a.m.**
Additional pavement repairs following lightning strike
- **July 22-26: 10R/28L, 10:00 p.m. – midnight**
Closed for maintenance (cleaning, painting, etc.)
- **July 31: 10R/28L, 7:30 a.m. – 3:00 p.m.**
Closed for maintenance (painting)



Runway 10L/28R Closure

- Six week closure to begin after Labor Day
- Reconstruct Taxiway M
- Taxiway F rehabilitation
- Install edge lights and relocate VSR on Taxiway J
- Shift RWY 10L threshold lights inboard




General Aviation Barbecue

- Approximately 20 people attended
- Airport, FAA and TSA briefings
- Master plan airfield overview
- Discussed GA rebadge



Firearm Signage

- TSA and Boise Airport strategic initiative
- Record number of firearms were found in carry on luggage in 2017
- Signage is strategically placed to make people think twice about what they packed



Liquid Dump Station

- Located prior to the security checkpoint
- Encourages reuse of water bottles
- Two dump stations were created so one can be deployed while other is cleaned



Change at the Checkpoint

- Three change collection stations are within the checkpoint
- Allows passengers to donate spare change to three local nonprofits
 - Neighbors in Need
 - Friends of the Boise Public Library
 - Friends of Zoo Boise



A.C.E. Academy Tours

- The airport hosted two A.C.E. Academy groups from Idaho and Oregon in June
- A.C.E. Academy educates younger generations about careers in aviation

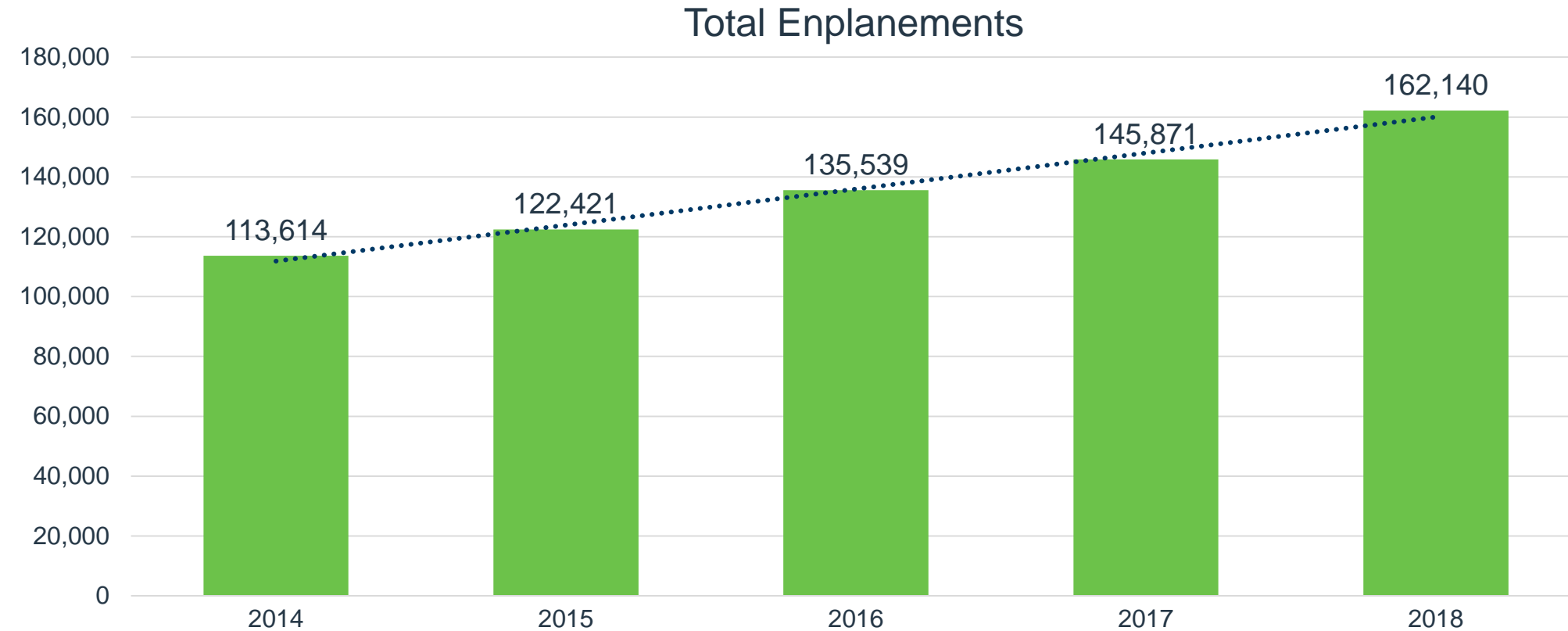


Top 10 Operating Revenue Description	FY 2018	FY 2017	\$ Change	% Change
Parking Lot	\$ 8,381,400	\$ 7,866,436	\$ 514,964	7%
Rental Car Concession	\$ 3,256,242	\$ 3,209,968	\$ 46,274	1%
Industrial Land Rent	\$ 2,705,910	\$ 2,588,656	\$ 117,254	5%
Terminal Rent – Airlines	\$ 2,633,489	\$ 2,770,518	\$ (137,029)	-5%
Signatory Airline Landing Fees	\$ 2,284,483	\$ 2,307,362	\$ (22,879)	-1%
Terminal Concession – Food/Beverage	\$ 870,448	\$ 785,364	\$ 85,084	11%
Terminal Concession – Retail	\$ 734,580	\$ 662,746	\$ 71,834	11%
Landings/Freight	\$ 452,285	\$ 567,303	\$ (115,018)	-20%
Terminal Rent – Non airline	\$ 428,991	\$ 366,657	\$ 62,334	17%
Employee Parking	\$ 352,034	\$ 267,549	\$ 84,485	32%
Total Top 10 Operating Revenue	\$ 22,099,862	\$ 21,392,559	\$ 707,303	--
Other Operating Revenue	\$ 2,215,943	\$ 2,048,039	\$ 167,904	8%
Total Operating Revenue	\$ 24,315,805	\$ 23,440,598	\$ 875,207	4%

Top 10 Operating Expenses Description	FY 2018	FY 2017	\$ Change	% Change
Personnel	\$ 5,484,979	\$ 5,413,614	\$ 71,365	1%
Fire Service	\$ 2,078,228	\$ 1,899,863	\$ 178,365	9%
Policing Service	\$ 1,932,161	\$ 1,894,569	\$ 37,592	2%
Parking Management	\$ 1,004,387	\$ 873,712	\$ 130,675	15%
Indirect Cost Reimbursement	\$ 980,862	\$ 940,725	\$ 40,137	4%
Power	\$ 574,824	\$ 518,962	\$ 55,862	11%
Chemicals	\$ 547,875	\$ 787,378	\$ (239,503)	-30%
R/M – Structural/Electrical/Plumbing	\$ 422,519	\$ 449,664	\$ (27,145)	-6%
R/M – Terminal	\$ 310,896	\$ 376,297	\$ (65,401)	-17%
R/M – Fleet Management	\$ 300,105	\$ 354,894	\$ (54,789)	-15%
Total Top 10 Operating Expenses	\$ 13,636,836	\$ 13,509,678	\$ --	--
Other Operating Expense	\$ 3,346,396	\$ 2,795,808	\$ 550,588	20%
Total Operating Expense	\$ 16,983,232	\$ 16,305,486	\$ 677,746	4%

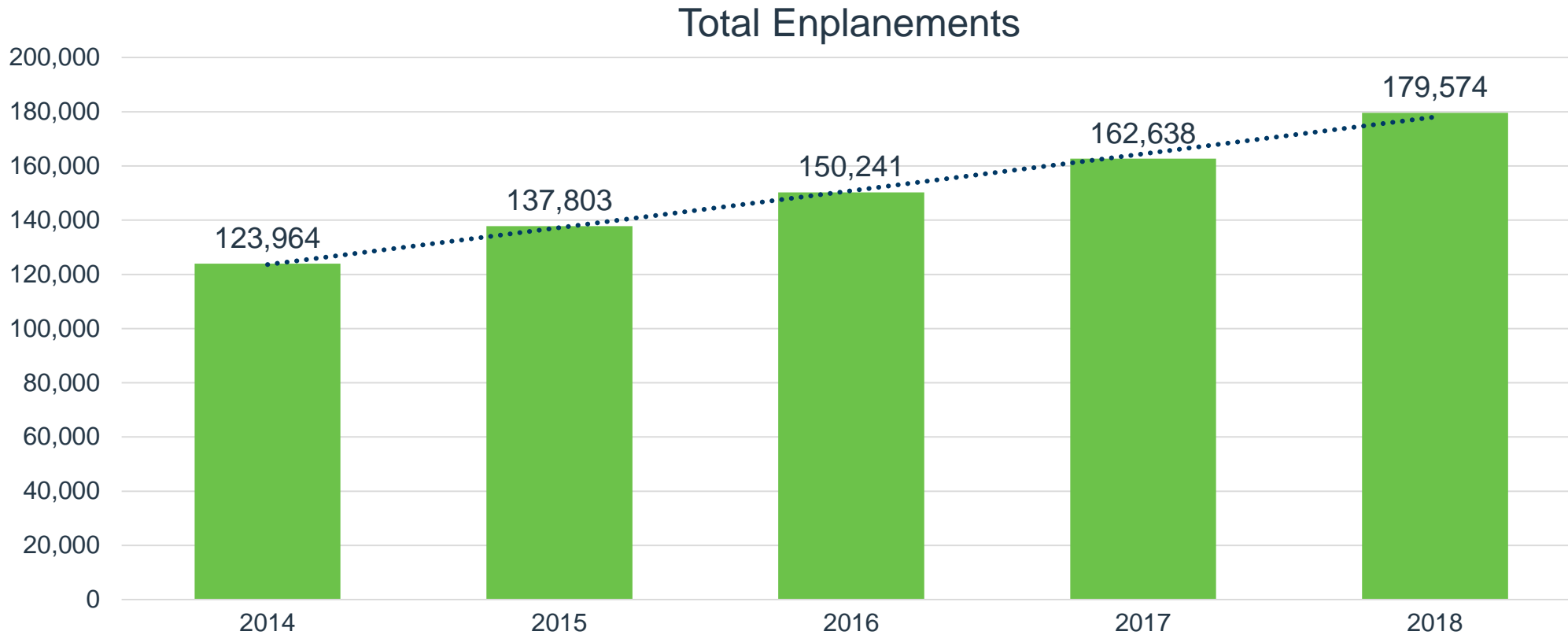
May Enplanements

Up 11% May 2018 over May 2017



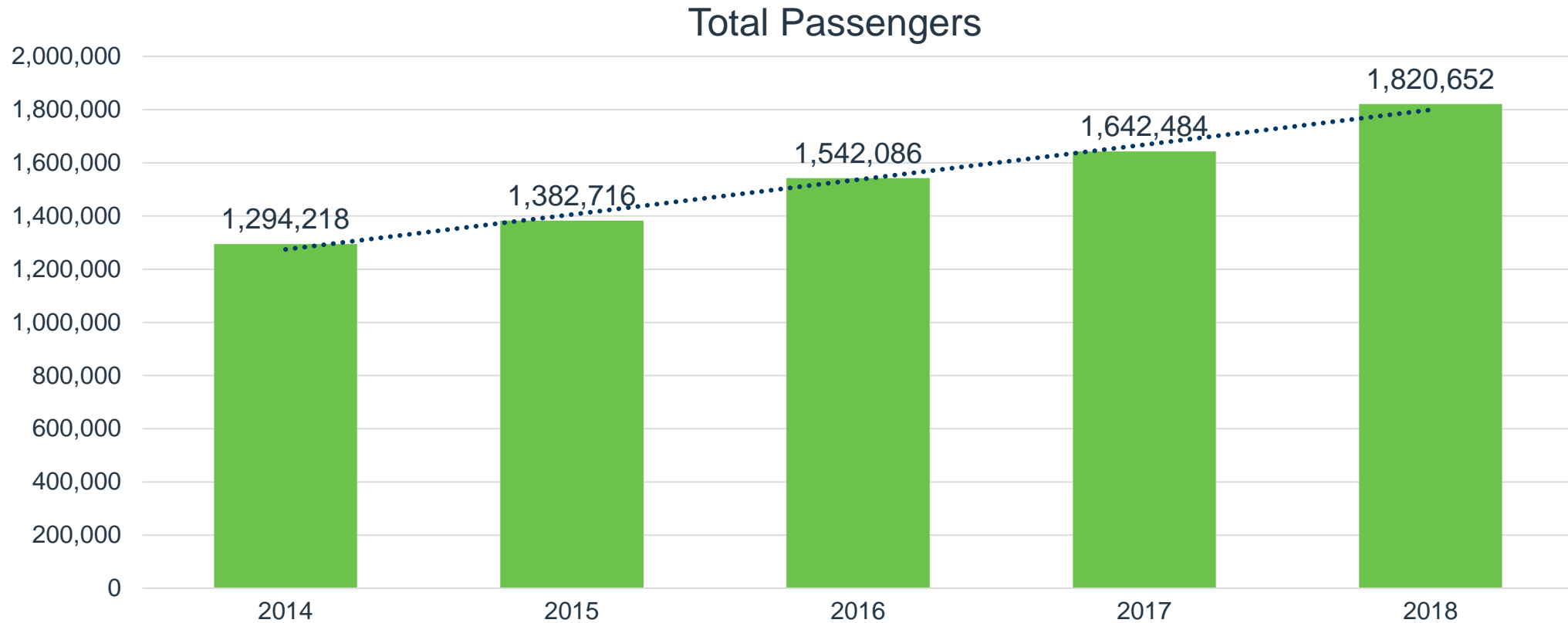
June Enplanements

Up 10% June 2018 over June 2017



2018 Total Passengers

Up 11% over 2017



Farewell Mike O'Dell

- Accepted a position with Orlando Melbourne Airport Authority
- Served the City of Boise and Boise Airport for 19 years



Upcoming Events

Date	Event
August 7, 2018	Boise Metro Chamber CEO Speaker Series
August 13, 2018	Director Hupp meets with JetBlue
September 6, 2018	Next commission meeting