

The Boise Airport's September Commission Meeting was cancelled. The following report was emailed to all Boise Airport Commissioners.



September Commission Presentation

Director's Report

Rebecca Hupp A.A.E.
Boise Airport Director

SEPTEMBER 2, 2020

August Runway Closures

- **August 3: 10L/28R 7:30am – 3:30pm**
Safety area maintenance work
- **August 4 – September 10: 10R/28L**
TWY H reconstruction, safety area maintenance, runway painting
- **August 21: 10L/28R 2:20pm – 3:26pm**
Disabled aircraft on runway

Upcoming Scheduled Closures:

- **None at this time**



Construction Update

- ITD Hangar
 - Near completion, scheduled to be finished in early October
- Taxiway S Extension
 - Provides access to ITD Hangar, scheduled to be complete by mid-September
- Taxiway H Relocation
 - Scheduled to be completed mid-September



Construction Update

- Floors 3 and 4 of the airport parking garage were repainted
 - The project is on-going, as the airport will do floors 1 and 2 as well
- Concourse B Apron Reconstruction
 - Airport began phase 3 of 4



Future Facility Design/Survey Work

- Future Public Parking Garage
 - Currently in schematic design
- Southeast cargo facility
 - Airport is currently completing 30% of design work, it includes Taxiway S improvements, new cargo apron, and access road
- Taxiways G and D relocation
 - Completing survey and geotechnical work for 2021 project



New Contracts and Leases

- The airport reached an operating agreement with Uber, and is currently working on a similar agreement with Lyft
- The agreement standardizes pick up and drop off locations, staging locations, and sets a standardized usage fee of a \$1.50 per trip



Air Service Development

- Alaska Airlines began their twice-daily service to San Francisco on September 1
- Allegiant Air announced they will begin service to Palm Springs, starting November 19
 - Flight will be twice-weekly, on Thursday and Sunday



NEW
Nonstop Flight!

Boise ✈️
Palm Springs


Beginning November 19, 2020

allegiant.com

The graphic features a blue background with a white and orange sunburst logo in the top right corner, partially overlapping the tail of a blue airplane. The text is white and orange, with a thin white horizontal line separating the headline from the route information.

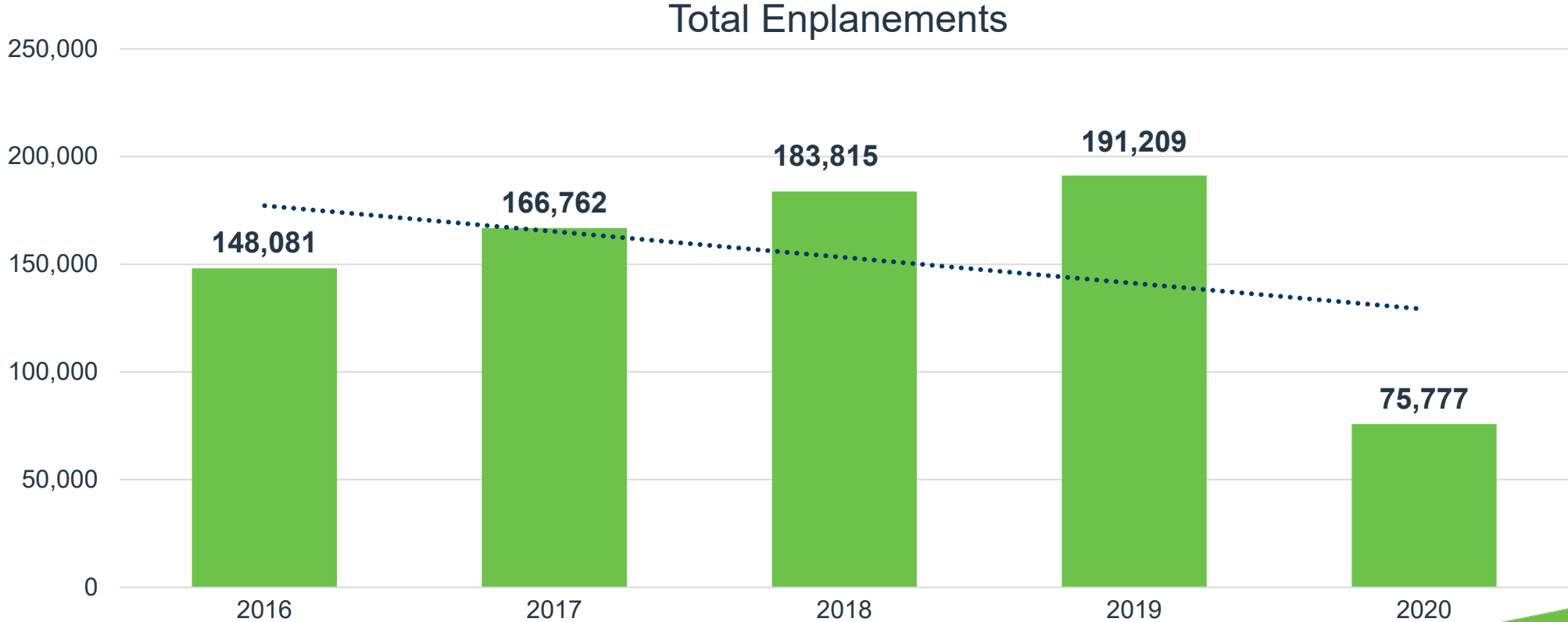
Expanded Visitor Information Center

- The Boise Convention and Visitor's Bureau added a selfie station and kiosk
- Selfie station: Stand up paddle board on Quinn's Pond
- Kiosk: Lets travelers learn about things to do, and key events in the region



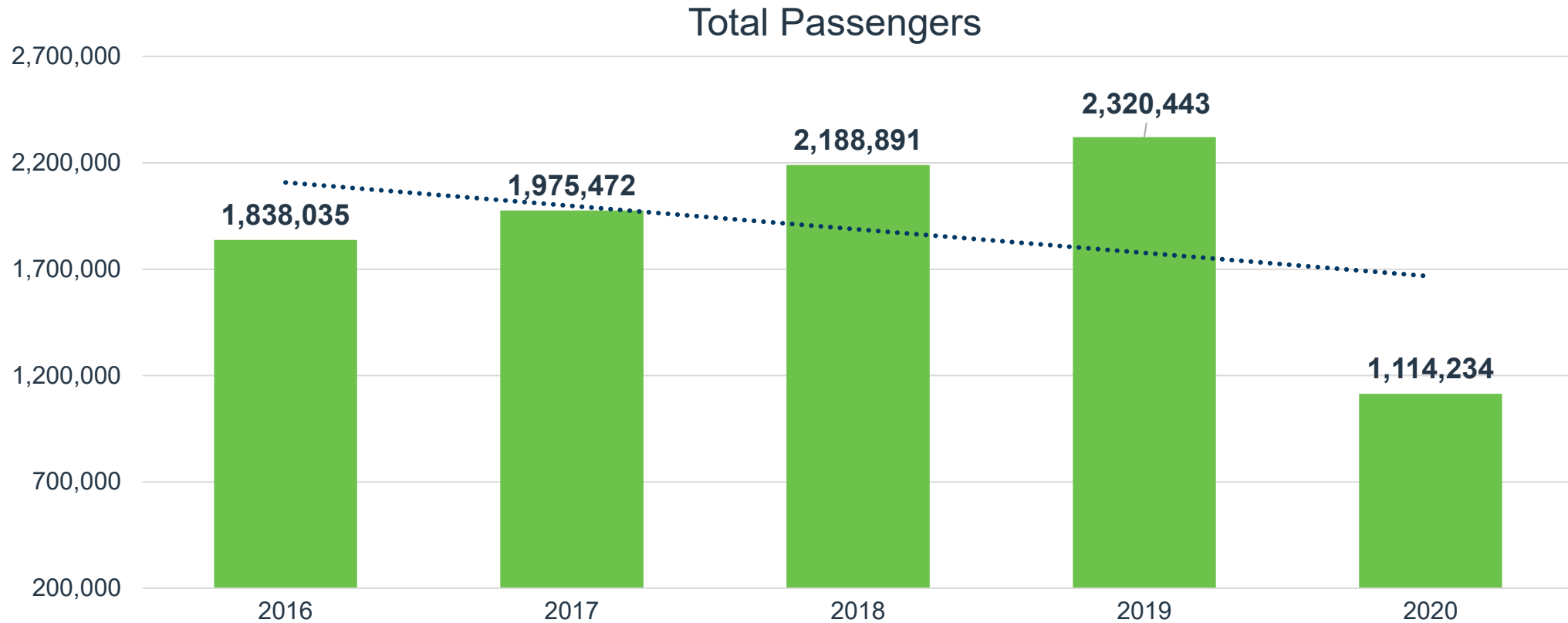
July Enplanements

Down 61% July 2020 over July 2019



2020 Total Passengers

Down 52% over 2019 (through July)



Top 10 Operating Revenue Description	FY 2020	FY 2019	\$ Change	% Change
Parking Lot	\$ 6,790,215	\$ 9,947,832	\$ (3,157,617)	-32%
Industrial Land Rent	\$ 3,236,766	\$ 3,083,158	\$ 153,608	5%
Rental Car Concession	\$ 3,156,360	\$ 4,182,745	\$ (1,026,385)	-25%
Terminal Rent – Airlines	\$ 2,824,686	\$ 2,972,783	\$ (148,097)	-5%
Signatory Airline Landing Fees	\$ 2,117,845	\$ 2,772,455	\$ (654,610)	-24%
Terminal Concession – Food/Beverage	\$ 747,356	\$ 1,118,733	\$ (371,377)	-33%
Terminal Concession – Retail	\$ 673,515	\$ 908,483	\$ (234,968)	-26%
Landings/Freight	\$ 532,401	\$ 514,702	\$ 17,699	3%
Terminal Rent – Non Airlines	\$ 499,151	\$ 496,094	\$ 3,057	1%
Employee Parking Permits	\$ 421,316	\$ 475,737	\$ (54,421)	-11%
Total Top 10 Operating Revenue	\$ 20,999,611	\$ 26,472,722	\$ (5,473,111)	-21%
Other Operating Revenue	\$ 2,205,460	\$ 2,484,871	\$ (279,411)	-11%
Total Operating Revenue	\$ 23,205,071	\$ 28,957,593	\$ (5,752,522)	-20%

Top 10 Operating Expenses Description	FY 2020	FY 2019	\$ Change	% Change
Personnel	\$ 7,173,940	\$ 6,235,544	\$ 938,396	15%
Fire Service	\$ 2,453,658	\$ 2,309,143	\$ 144,515	6%
Policing Service	\$ 2,442,643	\$ 2,194,083	\$ 248,560	11%
Indirect Cost Reimbursement	\$ 1,476,847	\$ 1,142,260	\$ 334,587	29%
Parking Management	\$ 1,361,388	\$ 1,253,116	\$ 108,272	9%
R/M – Structural/Electrical/Plumbing	\$ 933,151	\$ 606,627	\$ 326,524	54%
Power	\$ 613,579	\$ 671,943	\$ (58,364)	-9%
R/M – Fleet Management	\$ 442,637	\$ 361,310	\$ 81,327	23%
Chemicals	\$ 388,033	\$ 273,555	\$ 114,478	42%
Professional Services	\$ 241,786	\$ 127,785	\$ 114,001	89%
Total Top 10 Operating Expenses	\$ 17,527,663	\$ 15,175,366	\$ 2,352,297	16%
Other Operating Expense	\$ 2,979,080	\$ 3,430,537	\$ (451,457)	-13%
Total Operating Expense	\$ 20,506,743	\$ 8,605,903	\$ 1,900,840	10%



Boise Airport

www.iflyboise.com